

THE CALIFORNIA MUSIC CONSERVATORY

THE SEVEN NOTES IN THE PIANO

Seven Notes.

In this lesson you are going to learn the seven notes in the Piano or Keyboard, and where you need to play each note.

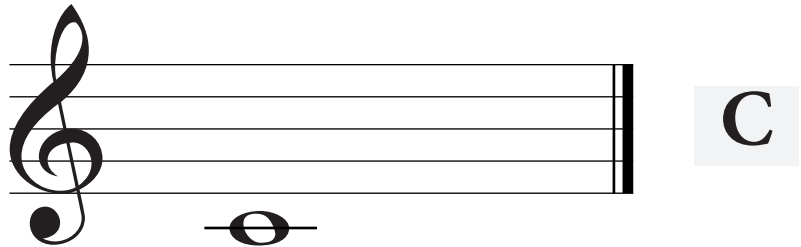
These notes are the basic seven notes and the basic position.

The seven notes are:

Do Re Mi Fa Sol La Si

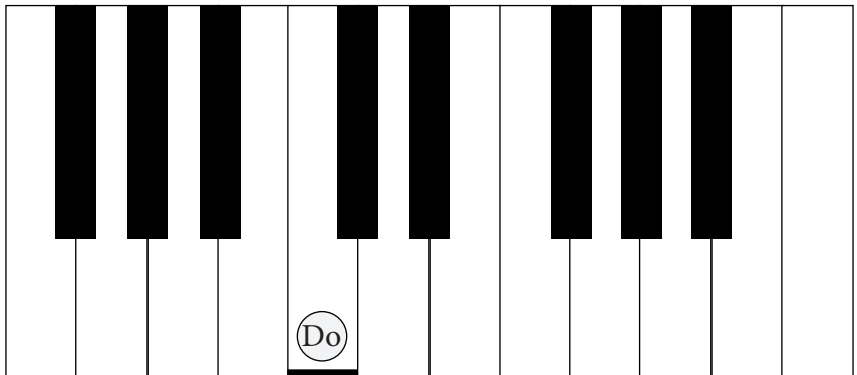
Do

The first note is “Do” or “C”.
This note looks like this in music,
is the middle C.
Notice how it has a little line
across the actual note.
And we are using a Whole Note.



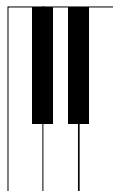
And you can play this
note, in the white key, to
the left of the group of two
black keys

Play the note “Do” now.

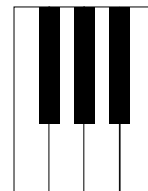


To understand the keyboard or the piano better, you need to see the black keys. You can see group of black keys, arranged in order of 3 black keys, and 2 black keys. 3 - 2 - 3 - 2 and so on.
Do you see them? Great!

Group of 2 black keys
and 3 white keys.

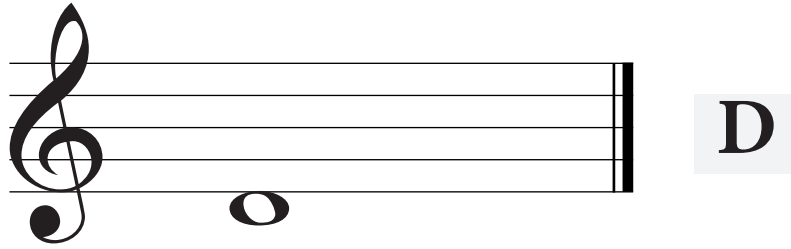


Group of 3 black keys
and 4 white keys.



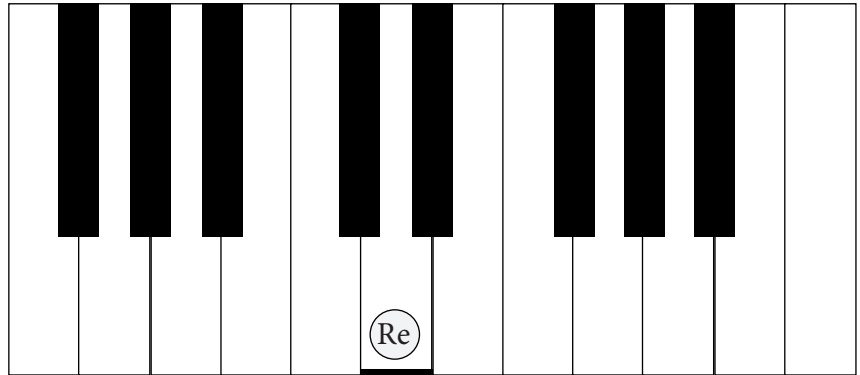
Re

Next we have a “**Re**” or “**D**”.
This note is right below the staff
and it is touching the first line.
We are also using a Whole Note.



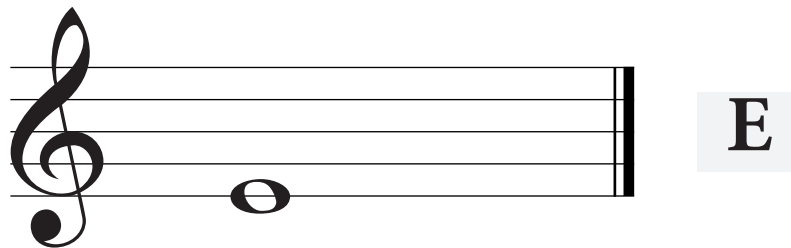
And you can play this
note, in the white key, in
the middle of the group of
two black keys

Play the note “**Re**” now.



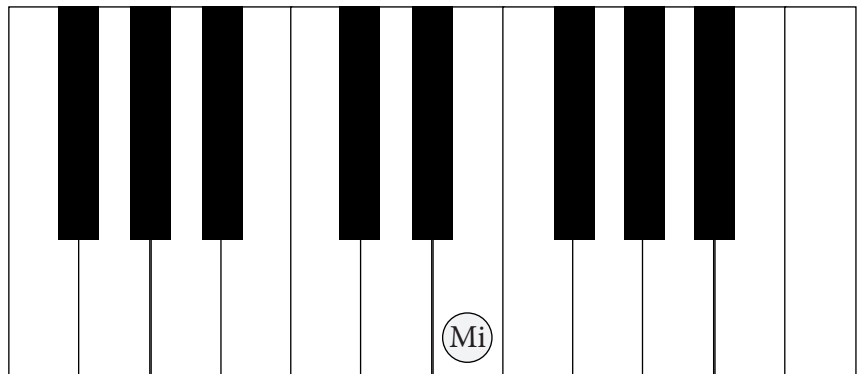
Mi

The third note is “**Mi**” or “**E**”.
This note is right on top of the
first line of the staff.
The Whole Note last 4 counts.



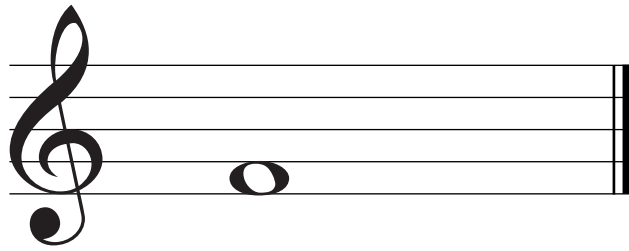
And you can play this
note, in the white key, to
the right of the 2 black
keys.

Play the note “**Mi**” now.



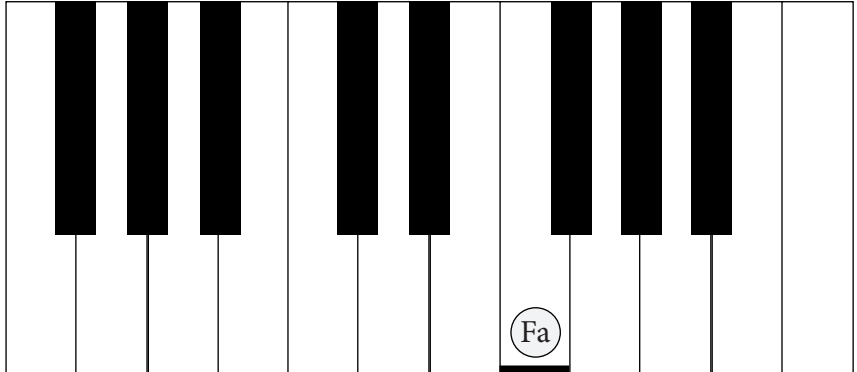
Fa

Note No. 4 is “**Fa**” or “**F**”.
This note is in the first space, between the lines one and two.
And we are using a Whole Note.



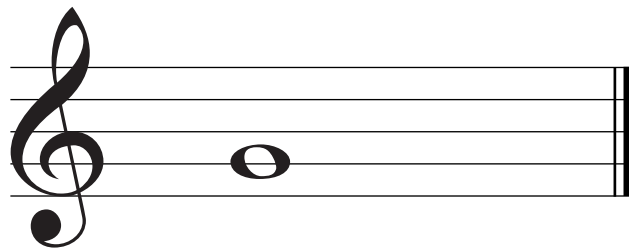
And you can play this note, in the white key, to the left in the group of 3 black keys.

Play the note “**Fa**” now.



Sol

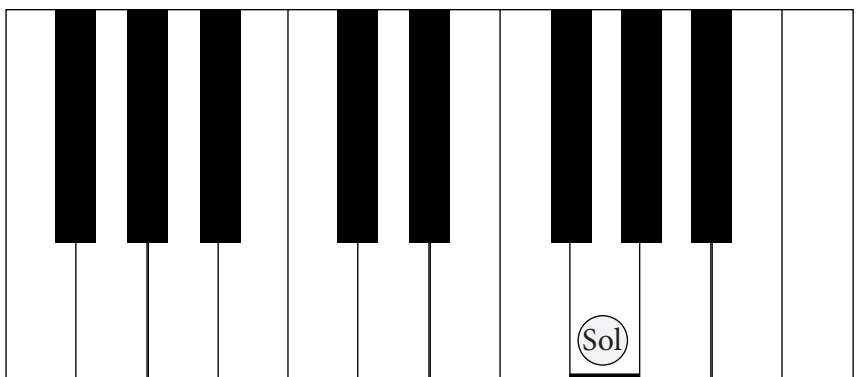
Note No. 5 is “**Sol**” or “**G**”.
Is in the second line of the staff.
Also with a Whole Note for this example.



In the group of 3 black keys, you have 4 white keys. One on the left, and one on the right.

In the middle there are two white keys. “**Sol**” is the one on the left, in the center. See the picture.

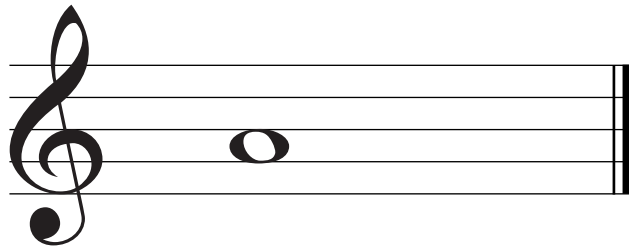
Play the note “**Sol**” now.



La

Note 6 is “La” or “A”.

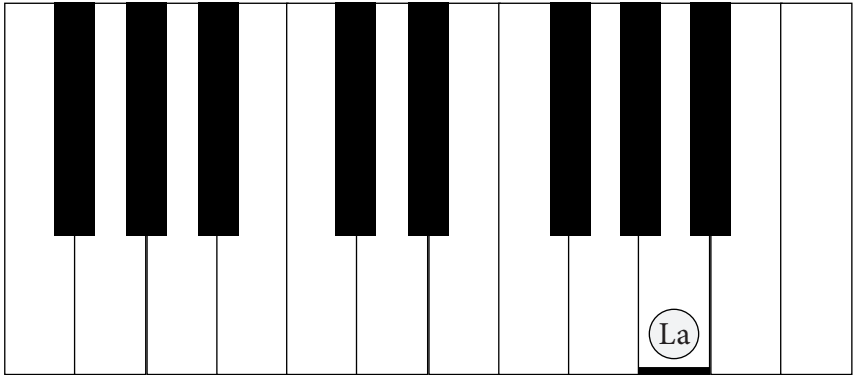
This note is in the second space of the Staff with a Whole Note.



In the group of 3 black keys, you have 4 white keys. One on the left, and one on the right.

In the middle there are two white keys. “La” is the one on the right, in the center. See the picture.

Play the note “La” now.




Si

Note 7 is “Si” or “B”.

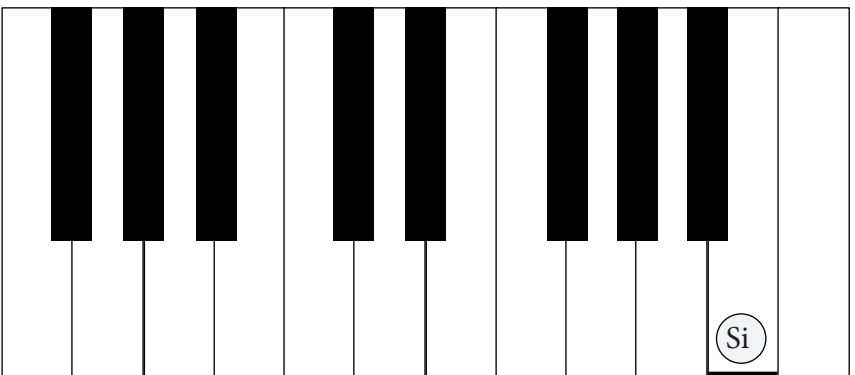
This note is right in the middle of the Staff, in the third line.

I am using a Whole Note for display.




And you can play this note, in the white key, to the right in the group of 3 black keys.

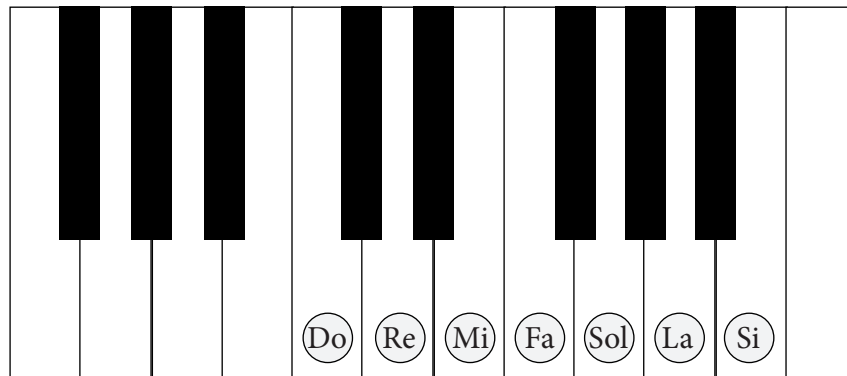
Play the note “Si” now.



The seven notes in music



The seven notes in the Piano



Learning the seven notes and where you need to play each note in the Piano or Keyboard, is one of the very basic things you have to know first.

These notes work in any instrument that has a keyboard like piano, organ, accordeon, synthesizer, keyboard all of them.

Knowing the notes will help you understand music better, and later will help you to read music.
Practice every day and enjoy music!